

Buckrigger Block Inspection Notice

Please review as soon as possible with all employees

INSPECTION NOTICE for all Buckingham PN 5007R1 and PN 5007R2 BuckRigger™ Blocks manufactured prior to December 2022.

Specific manufacturer inspection instructions follow this page. Please review that guidance. Remove from service and send back to Buckingham if any block fails inspection.

Details:

Buckingham Mfg. Co. has been notified by a contract supplier, that the button assembly on a limited number of Buckingham PN 5007R1 and PN 5007R2 BuckRigger™ 1.5 blocks (Fig. 1a – 1b) may not be secure. If the button comes out the side plate can open, allowing the rope to fall out which can result in serious injury or death.




Fig. 1a
(PN 5007R1)



Fig. 1b
(PN 5007R2)

Fig. 2a
(PN 5007R1)



Fig. 2b
(PN 5007R2)



It was discovered that a small number of pulleys may not have had adequate thread locker or sealant, allowing the set screw to back out. Under normal circumstances, either the thread lock or sealant is adequate to secure the button and prevent this issue.

Thank you for your commitment to Safety First and Always

Key Safety Contacts

Connecticut - Jim Millspaugh 860-919-6785 | Massachusetts - Ben Sheehan 617-610-4812
Gas Operations - Joe Fulliero 603-634-3251 | Gas Engineering - Keith Kraft 603-540-5291
New Hampshire - Chris Stock 603-930-4548

January 11th, 2023

Dear Valued Customer:

Buckingham Mfg. Co. has been notified by a contract supplier, that the button assembly on a limited number of Buckingham PN 5007R1 and PN 5007R2 BuckRigger™ 1.5 blocks (Fig. 1a – 1b) may not be secure. If the button comes out the side plate can open, allowing the rope to fall out which can result in serious injury or death. It was discovered that a small number of pulleys may not have had adequate thread locker or sealant, allowing the set screw to back out. Under normal circumstances, either the thread lock or sealant is adequate to secure the button and prevent this issue.

This Inspection notice affects all Buckingham PN 5007R1 and PN 5007R2 BuckRigger™ Blocks (Fig. 2a – 2b) manufactured prior to December 2022.



Fig. 1a
(PN 5007R1)



Fig. 1b
(PN 5007R2)

Fig. 2a
(PN 5007R1)



Fig. 2b
(PN 5007R2)



“What You the user needs to do regarding this notice”

If your Buckingham PN 5007R1 and PN 5007R2 BuckRigger™ Blocks was manufactured from January 2018 to December 2022, Serial numbers 18001xxx through 220357xxx, proceed with inspection process A below.

If your Buckingham PN 5007R1 and PN 5007R2 BuckRigger™ Blocks was manufactured between January 2016 to January 2018, Serial numbers 16001xxx through 17365xxx, proceed with inspection process B below.

If your Buckingham PN 5007R1 and PN 5007R2 BuckRigger™ Blocks was manufactured prior to January 2016, all Serial numbers lower than 15365xxx, proceed with inspection process C below.

The part number and serial number are located on the rear bottom of the block (see Fig. 3a – 3c).

Fig. 3a
(PN 5007R1)



Fig. 3b
(PN 5007R2)



Fig. 3c



*Note: The color of the blocks may vary from what is shown

If you are unsure or uncomfortable with making the inspection, remove the equipment from service and notify your Supervisor, Safety Director or contact Buckingham immediately at 1-800-937-2825 for clarification

Inspection Procedure A(Serial numbers 18001xxx through 220357xxx):

1. Identify the location of the set screw on the BuckRigger™ block, PN 5007R1 and 5007R2 and compare your block to the images below. Does your block have the sealant present and properly applied? The sealant should be brownish yellow to white / grey in color and be even or slightly below the surface of the aluminum body (Fig. 4a – 4b). If **“YES”** no further action is required.

If **“NO”** (Fig. 5a – 5b), remove the equipment from service and notify your Supervisor, Safety Director and contact Buckingham immediately at 1-800-937-2825 for return instructions.

Fig. 4a

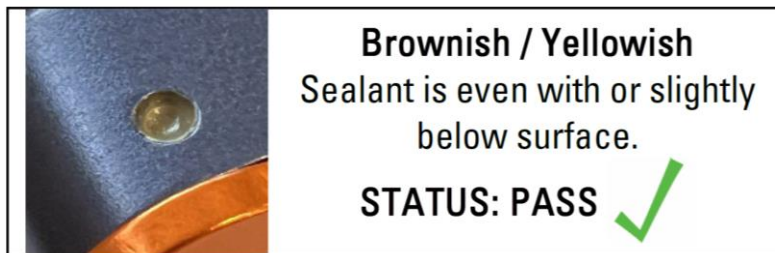


Fig. 4b

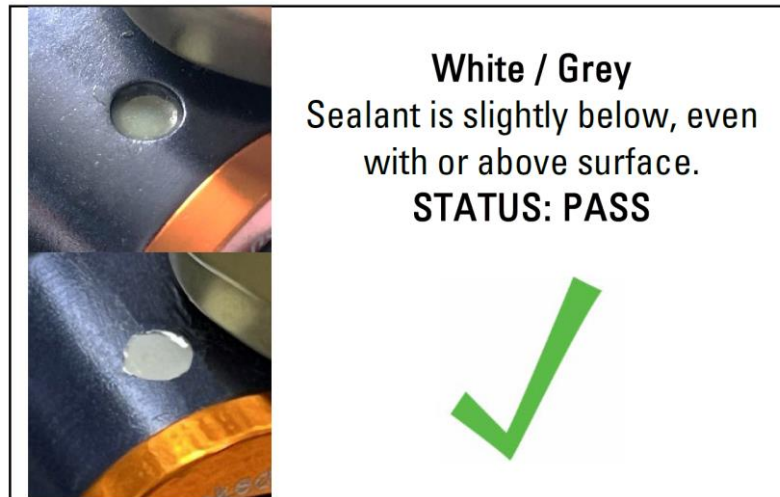


Fig. 5a




Fig. 5b



Note: If the sealant is the proper color and is filling the hole as shown in Fig. 4a – 4b, but there is excess sealant on the surface of the aluminum body, this is not a failure. Sealant above the surface is referring only to the sealant in the hole extending above the surface (which could indicate an improperly installed set screw) and not spilled or overflow of the sealant.

Inspection Process B (Serial numbers 16001xxx through 17365xxx and all Serial numbers lower than 15365xxx):

1. Identify the location of the set screw on the BuckRigger™ block, PN 5007R1 and 5007R2 and compare your block to the images below. Does your block have the sealant present and properly applied? The sealant should be white / grey in color and be slightly below, even with or above the surface of the aluminum body (Fig. 6). If **“YES”** no further action is required.

If **“NO”** (Fig. 7), remove the equipment from service and notify your Supervisor, Safety Director and contact Buckingham immediately at 1-800-937-2825 for return instructions.

Fig. 6

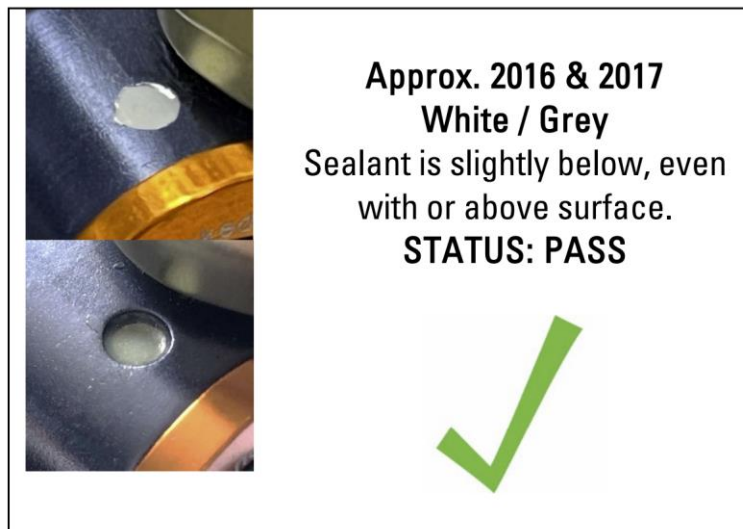


Fig. 7



Inspection Process C (all Serial numbers lower than 15365xxx):

1. BuckRigger™ manufactured prior to 2016 were made differently. The button set screw has thread lock but no sealant on top of it. Identify the location of the set screw on the BuckRigger™ block, PN 5007R1 and 5007R2 and compare your block to the images below. Is the set screw even with or slightly below the surface of the aluminum body (Fig. 8). If **“YES”** no further action is required.

If **“NO”** (Fig. 9), remove the equipment from service and notify your Supervisor, Safety Director and contact Buckingham immediately at 1-800-937-2825 for return instructions.

Fig. 8

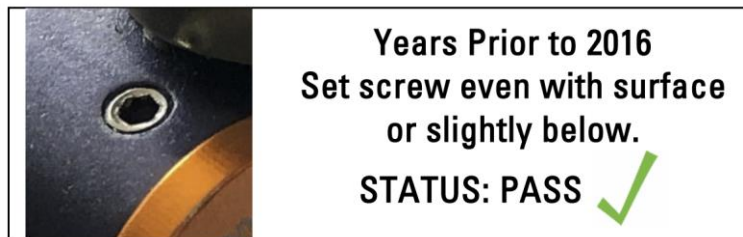
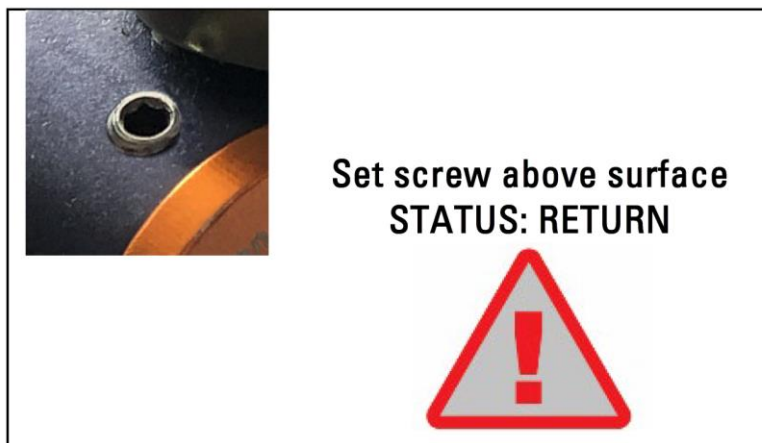


Fig. 9





1-11 Travis Ave.
PO Box 1690
Binghamton, NY 13902

**Equipment For People
Working In High Locations**

We regret any inconvenience this issue may cause you and your company and thank you for your assistance in aiding us in resolving the same. As a world leader of personal fall protection equipment, Buckingham remains committed to providing its customers with a quality product that allows them to carry out their profession in a safe manner.

To the extent any user has any questions regarding the BuckRigger™ Blocks or the inspection of the sealant on the set screws, please contact Buckingham Manufacturing Company, Inc. at (800) 937-2825 for further assistance. As always, Buckingham Manufacturing Company, Inc., recommends inspection of all equipment before every use to ensure safe and effective use of its products.

Buckingham Mfg. Co

Binghamton, NY
www.buckinghammfg.com
1-800-937-2825